



# FILE UPLOAD OPTIONS




## *Colortech Inc. Creative Solutions*

### Online FTP Upload

1. Log on to <https://www.colortechinc.com>
2. In the upper right-hand corner, click "File Upload" 
3. Fill in the required\* information and upload your file
  - a. If you have multiple files, we suggest packaging them and compressing everything into a single file for upload.

***NOTE:** You can upload any size, but we suggest 4GB because of the time required for larger files. It's not unusual for larger files to enter a blank screen while uploading. Do not close out of this. Even with a blank screen, it's still uploading.* 

### File Transfer Programs

You may use  **Dropbox**,  **wetransfer**,  **HIGHTAIL**, etc. to transfer your files to us. Please send them to CSR at [csr@colortechinc.com](mailto:csr@colortechinc.com). CSR will then confirm they have received your files to begin your job.

### Flash or Hard Drive

You may mail or drop off your files to our office at 232 S. 9th Street, Lebanon, PA 17042, Monday - Friday from 7:30AM to 4:30PM.

*If you need assistance at any time, please reach out to your sales rep. or customer service at [csr@colortechinc.com](mailto:csr@colortechinc.com).*

717-273-8107 · [colortechinc.com](http://colortechinc.com)